


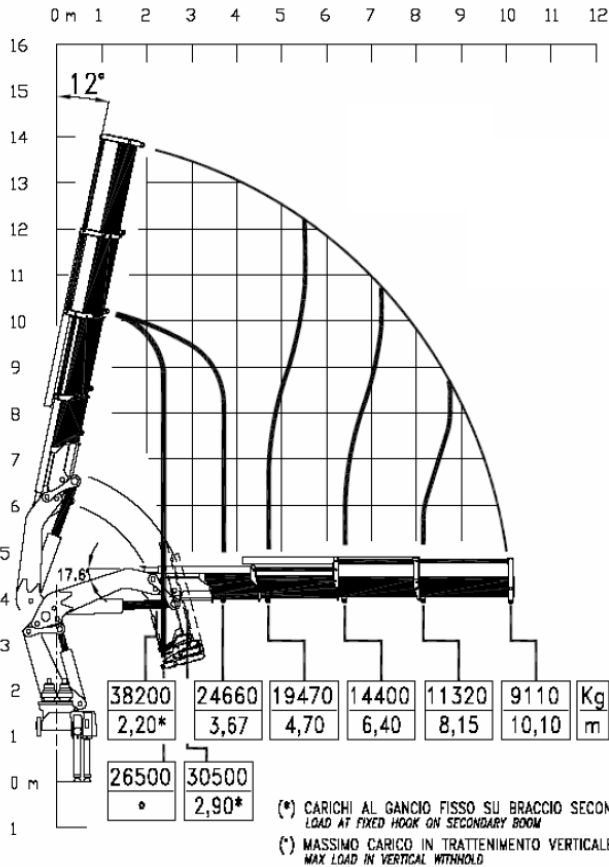


power & technology

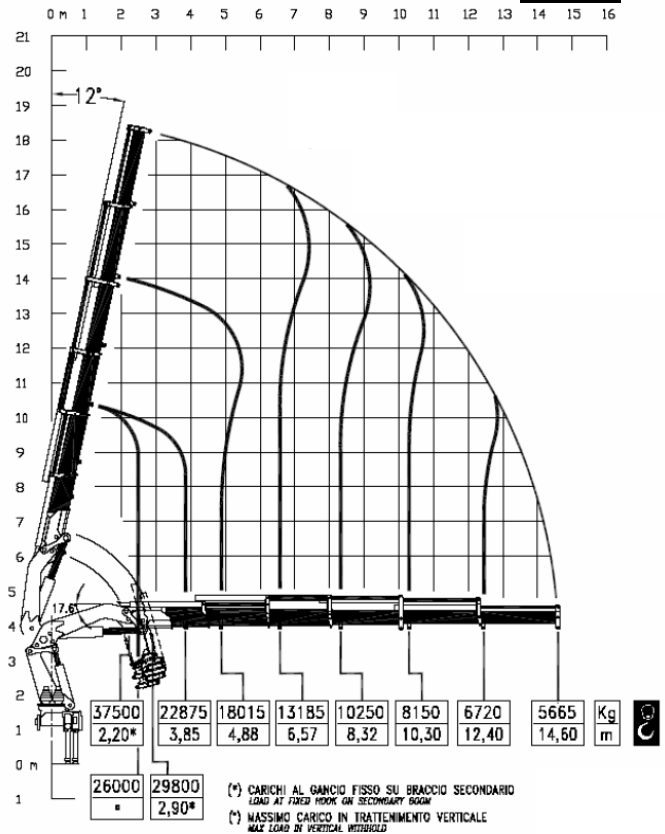
- ▶ Scheda tecnica
- ▶ Fiche technique
- ▶ Technische Daten
- ▶ Technical features
- ▶ Ficha tecnica
- ▶ Folha de dados



/4



/6



/4

/6

/4

/6

- MOMENTO MAX SOLLEVAMENTO - HUBMOMENT - COUPLE DE LEVAGE - MOMENTO - MOMENTO - MAX LIFTING MOMENT	888 kN.m 644570 lbs.ft	864 kN.m 637000 lbs.ft	- PORTATA POMPA OTTIMALE - FÖRDERMENGE DER PUMPE - PORTÉE DE LA POMPE - CAUDAL DE LA BOMBA - CAUDAL DA BOMBA - RECOMMENDED PUMP DELIVERY	100 l/m 26,3 gal/min	100 l/m 26,3 gal/min
- ANGOLO DI ROTAZIONE - SCHWENKBEREICH - ROTATION - GIRO - ROTAÇÃO - SLEWING ANGLE	∞	∞	- CAPACITÀ SERBATOIO OLIO - FASSUNGSVERMÖGEN DEL ÖLBEHALTERS - CAPACITÉ RÉSERVOIR HUILE - CAPACIDAD DEL DEPOSITO DE ACEITE I - CAPACIDAD DO DEPÓSITO DE OLEO - OIL TANK CAPACITY	320 l 83 gal	320 l 83 gal
- COPPIA MAX ROTAZIONE - MAX SCHWENKMOMENT - COUPLE MAXI. DE ROTATION - POTENCIA MÁXIMA DE GIRO - BINARIO MÁXIMO DE ROTAÇÃO - SLEWING TORQUE	14700 daN.m 106325 Psi	152710 daN.m 1104551 Psi	- VEICOLO MIN. P.T.T. - LKW MIN. G.G.W. - CAMION MIN. P.T.A.C. - CAMION PESO MIN. P.T.T. - P.B. MIN CAMION - TRUCK MIN. G.V.W	32 t	32 t
- PRESSIONE MAX LAVORO - DRUCK - PRESSION - PRESSIÓN - PRESSÃO - MAX WORKING PRESSURE	330 bar 4785 Psi	330 bar 4785 Psi	- PESO GRU - GEWICHT - POIDS - PESO - PESO - CRANE WEIGHT	8900 kg 19625 lbs	9500 kg 20950 lbs

power & technology
gru_truck cranes

www.copma-cranes.com



**Costruttore C.P.S. srl Via Emilia levante, 281
48014 Castel Bolognese (RA) – ITALIA
Tel. +39 (0)546 653833 Fax. +39 (0)546 656205
E-Mail info@copma-cranes.com
www.copma-cranes.com**